


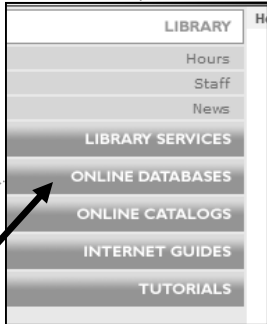
What is Mergent Online?

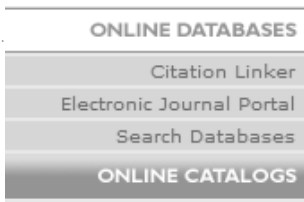
Mergent Online is the electronic version of what used to be Moody's. It offers comprehensive information on both domestic and international companies. This includes detailed financial statements and ratios, SEC filings, company history, subsidiaries, debt, news and much more.


Accessing Mergent Online

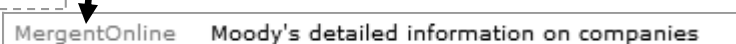
- 1** Go to the Library Web site at:
www.oldwestbury.edu/library



- 2** On the left side of the Web page, click on **Online Databases...**

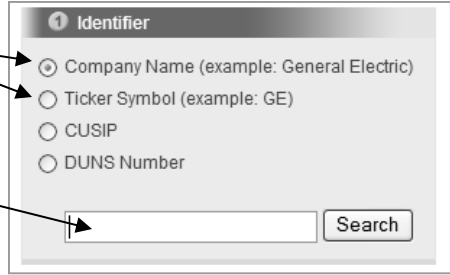

- 3** Under Online Databases, choose **Search Databases**


- 4** Choose the letter '**M**' from the alphabetical toolbar


- 5** Scroll down to **Mergent Online**; click title to enter


- 6** Click on the **enter Mergent Online** button


- 7** In the **Identifier** box (on the left side), click on the button for either **company name** or **ticker symbol...** then enter the name or symbol in the text box. Click **Search** to begin.



Mergent Online: Contents

Below is a picture of the tabs that will come up in Mergent Online. Simply click on the tab of interest to access contents. A brief explanation of each tab is shown below.



Company Details—basic information about the company, including key financial summary, company officers, history, joint ventures, property owned, subsidiaries, debt, and stock.

Equity Pricing—this section shows equity pricing in chart format. You can vary the time period and the frequency, and you can look at up to four other companies at the same time for comparison.

Company Financials—this page of Mergent Online shows the details of the financial history of the currently selected company. It consists of five sub-pages. These show the company financial data in As Reported, Generated and Restated form, along with any Preliminary data that may be available.

Create Reports—Mergent Online allows you to create a customized company report or select from one of the pre-defined company reports. Under the “Create Reports” tab, within any company report, you may select a variety of sections from company reports to create your own report for specific time periods. This can be accomplished from the “Custom Reporting” sub-tab. Under the “Pre-Defined Reports” sub-tab, you can select from six different types of company reports. You can also choose to format your report in either PDF or MS Word, resulting in a presentation-quality finished report.

EDGAR—Fully integrated into Mergent Online, EDGAR enables you to gain easy access to the latest Securities and Exchange Commission (SEC) filings for U.S. companies. Mergent Online provides real-time SEC documents, with an archive dating back to 1993, in all common formats (Word, Excel, pdf, html).

News—view news stories about the currently selected company. Two types of news story are available in two sub-pages: Recent and Historic.

Annual Reports—view the Annual Reports of the currently selected company. A list of the annual reports available for the company is shown in a table in the page, along with details such as their number of pages. The Annual Reports are in PDF format (the File Size information in the table will give an indication as to how long they will take to download).

Research—consists of three sub-pages: Earnings Estimates (analysis of the estimates that have made by brokers), Institutional Holdings (details of the shares in the company that are held by institutions), and Insider Holdings (trades in the shares of the company made by employees). The Earnings Estimates are always shown first. The other pages are shown by choosing the relevant option from the sub-page menu.

Competitors—a list of the company’s top competitors, with key financial data for comparison.

Portraits—Mergent Portraits features a complete analysis of the firm’s financial health, in-depth industry analysis and text commentary to provide perspective on the firm both in absolute terms, as well as relative to industry peers. Two types of Company Portraits are available: Equity and Corporate Bond.

Tear Sheets—reports can be generated as FactSheets (one-page reports on 1,500 NYSE, NASDAQ and AMEX companies, updated quarterly with critical investment information) or as FactSheets Express (concise, one-page presentation-quality reports updated with weekly closing stock prices with critical facts and figures.)

Industry Reports—in depth analysis of key industries in North America, Europe, and Asia/Pacific. These reports describe the market environment, industry landscape and key market trends for companies, industries, countries and regions.

Have questions? Need help? Call us!

John Gottfried, Business Librarian, phone: (516) 876-2895, email: gottfriedj@oldwestbury.edu